

# TECEloop Glass FLUSH PLATE

**TECE**  
close to you


## Available Colours:

White/White -	9.240.650
Black/White -	9.240.654
Black/Matte Chrome -	9.240.655
Black/Chrome -	9.240.656
Black/Black -	9.240.657
White/Matte Chrome -	9.240.659
White/Chrome -	9.240.660

Suitable for use with all TECE Cisterns

Minimum wall thickness for button installation is 18mm (includes sheeting and tiles)

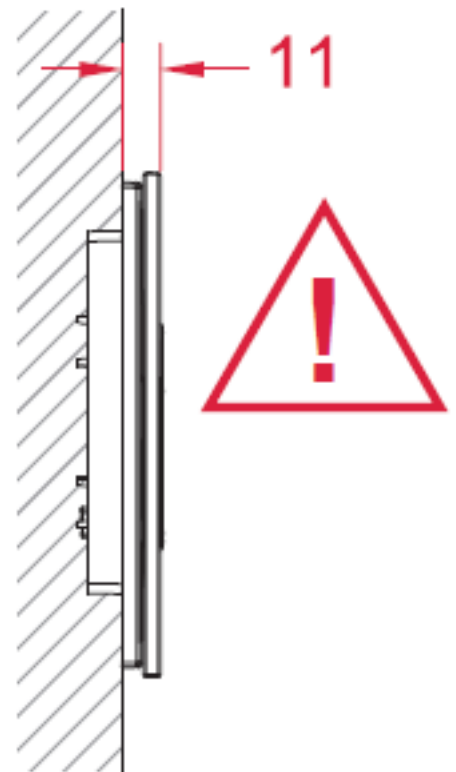
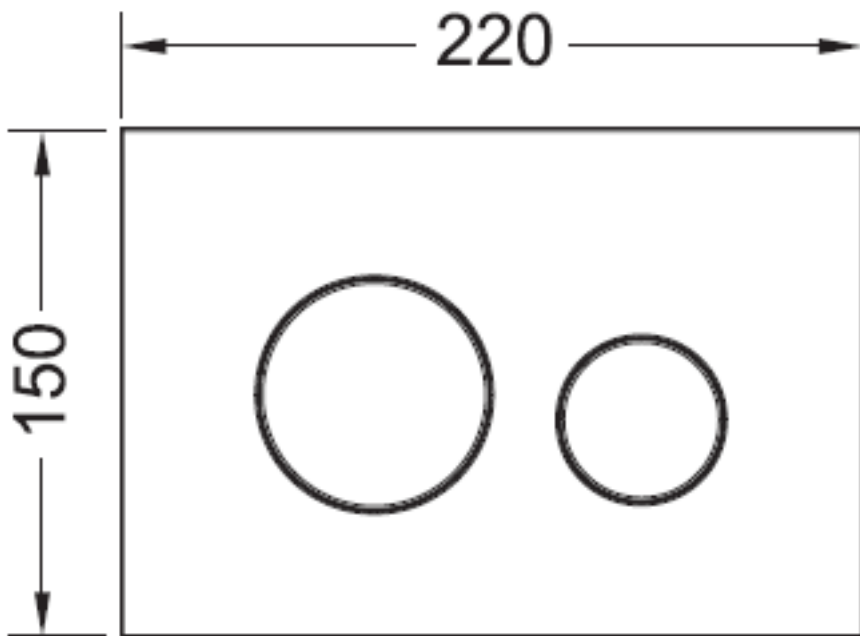
When using wall hung cisterns TECE recommend using compressed sheeting/non flexing board.



## Note:

Flush mounting requires 25mm wall sheeting prior to tiles

TECE Flush Mount Kit which is sold separately  
2 Year Parts and Labour Warranty



Proudly imported and distributed by  
Gro Agencies Pty Ltd  
Unit 2 / 37 Howe St, Osborne Park, WA, 6017  
P 08 9446 3288 E [info@groagencies.com.au](mailto:info@groagencies.com.au) W [www.groagencies.com.au](http://www.groagencies.com.au)

**gro**  
agencies

**BATHROOM COLLECTIVE**

Phone Number: (02) 9011-5711