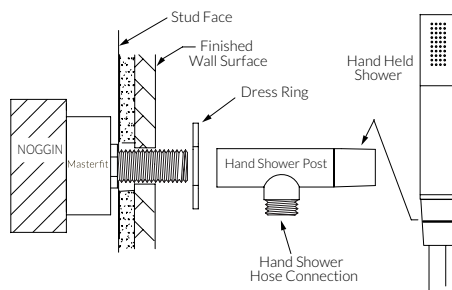
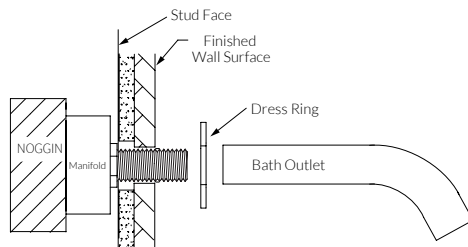
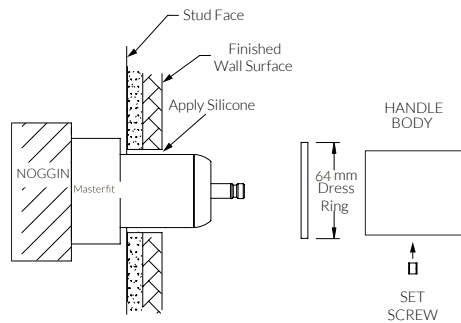


Circa Vertex Bath mixer system with hand shower

SUSSEX



Product code

RBMS150RH	Bath mixer sys w h/shower 150mm	RBMS150RH-V	Bath mixer sys w h/shower 150mm - Vertex
RBMS200RH	Bath mixer sys w h/shower 200mm	RBMS200RH-V	Bath mixer sys w h/shower 200mm - Vertex
RBMS250RH	Bath mixer sys w h/shower 250mm	RBMS250RH-V	Bath mixer sys w h/shower 250mm - Vertex

Mixer dress kit

- Remove Mixer protective cover.
- Using silicone, seal the wall surface around the Mixer and Outlet threads.
- Seal wall penetration before fitting Dress Ring.
- Fit the Mixer Dress Ring.
- Fit the Handle Body onto the Mixer Cartridge Lever and ensure full engagement.
- Secure the Handle Body by tightening the set screw using the Allen Key provided (tighten well).

Outlet fit off

- Apply sealing tape (Teflon) to male thread.
- Place Dress Ring over outlet
- Push Dress Ring back to meet the wall.
- Fit and align the Outlet.

Hand shower fit off

- Apply sealing tape (Teflon) to male thread.
- Place Dress Ring over prepared male thread.
- Fit Hand Shower Post.
- Connect the Hand Shower Hose to Post.