

Plastic Half Chevron External Grille
External grille for discharging air

Back Draft Damper
to control the air flow direction

Uninsulated 4 Zero Flex
Flexible ducting to channel air through your system

EMF 150
Compact and powerful exhaust fan with a 2 speed motor, 3 pin plug and mounting bracket


STANDARD INLINE EXHAUST KIT

High performance inline ventilation kit

Standard Inline Exhaust Kit	1406530
Compatible Expella internal grilles (sold separately):	
Shadowline Diffuser Pro	1SLD1200P
Shadowline Diffuser Round	1SLD260R
Shadowline Diffuser Square	1SLD280SQ
Shadowline Diffuser Squiracle	1SLD280SR
Linear Slot Grille	1LSG600B & 1SLG780B
Slimline Ceiling Diffuser Square	1PSD150
Compact Linear Bar Grille	3LBG240B

The Standard Exhaust Kit by Expella contains all the components needed for effective single point inline ventilation. The kit includes the compact EMF150 inline fan which offers a quiet and powerful air extraction solution perfect for ventilating bathrooms, laundries and sub floor spaces. Combine this kit with your preferred internal grille from Expella's designer range to create a complete ventilation system.

expella™



Kit contains a powerful EMF150 inline mixed flow fan, capable of extracting 147 litres per second



Suitable for bathrooms, laundries, kitchens and sub floor ventilation



Exceeds Building Code requirements (NCC2022)

BATHROOM COLLECTIVE

Phone Number: (02) 9011-5711

STANDARD INLINE EXHAUST KIT

High performance inline ventilation kit

PRODUCT FEATURES


- Convenient all in one ventilation kit containing everything required to install a single point inline exhaust system, combine this with your choice of internal grille to best suit your space
- High performance EMF 150 inline fan with a 2 speed motor and external high/low speed switch
- Energy efficient, low wattage fan motor for quieter operation
- Compact fan with a quick clip mounting bracket, 3 pin plug and 1.5m cord for easy on-site installation
- Removable fan motor for easy servicing and maintenance

KIT CONTENTS


- 1x EMF150 inline mixed flow exhaust fan with quick clip bracket
- 1x Back Draft Damper, Plastic, 150mm
- 1x 6 metre length duct – Uninsulated 4 Zero Flex, 150mm
- 1x external grille – Half Chevron Grille, Plastic, 150mm
- 1x 4m length Tape, Reinforced Acrylic Foil 75mm
- 4x cable ties

INTERNAL GRILLE OPTIONS (sold separately)


Expella's exclusive range of designer grilles and diffusers have been created to blend seamlessly with modern design and architecture, without compromising on functionality or the aesthetic qualities of an interior space. Choose from one of the options below to complete your ventilation system.



Shadowline Diffuser Pro
1SLD1200P




Shadowline Diffuser Round
1SLD260R




Shadowline Diffuser Square
1SLD280SQ




Shadowline Diffuser Squirele
1SLD280SR



Linear Slot Grille
1LSG600B & 1LSG780B



Slimline Ceiling Diffuser Square
1PSD150



Compact Linear Bar Grille
3LBG240B

Product fact sheets,
including detailed
specifications for
all internal grille
options are available
for download from
Expella's website

STANDARD INLINE EXHAUST KIT

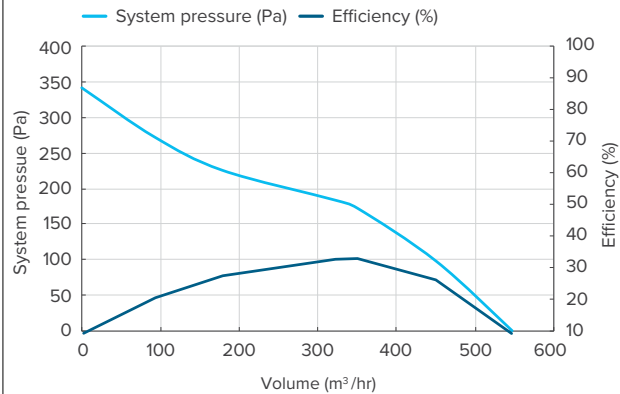
High performance inline ventilation kit



FAN SPECIFICATIONS (EMF150)

Suitable applications²	Bathrooms, Laundries, Kitchens, Sub floor systems		
Material	Flame retarding polypropylene		
Duct size	150mm		
Maximum duct length	20m		
Energy consumption	Volts	Wattage	Amps² (maximum)
(high/low speed)	240	62 54	0.53 0.46
Air extraction	Volume (m³/hr)		Volume (L/s)³
(high/low speed)	530 410		147 113
System pressure (Pa)			300
(high/low speed)			240
Noise (dBA)			33
(high/low speed)			29

Performance



KIT COMPLIANCE

Expella's Ventilation Kits are all-in-one packages that contain everything you need to set up a ventilation system whilst complying with the following Building Code Requirements (NCC2022):

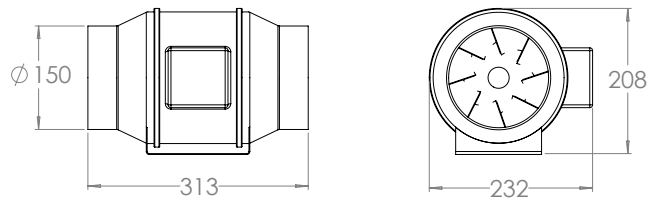
- NCC F6 (Light and Ventilation)
- NCC F8 (Condensation Management)
- NCC J5 (Building Sealing)
- NCC J6 (A/C and Ventilation Systems)
- AS1668.2. (Minimum Air Flows for Bathrooms and Laundries)
- AS4254.1 (Flexible Duct)

STANDARD INLINE EXHAUST KIT

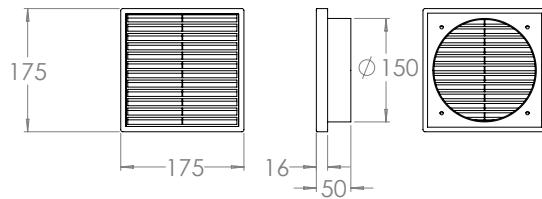
High performance inline ventilation kit

DIMENSIONS (mm)

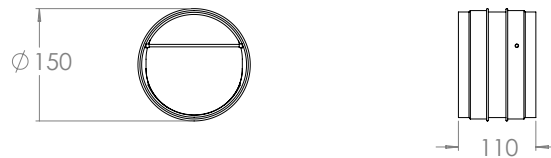
EMF150 inline fan



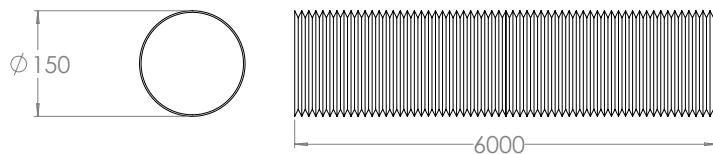
Half Chevron Grille, Plastic



Back Draft Damper, Plastic



Uninsulated 4 Zero Flex



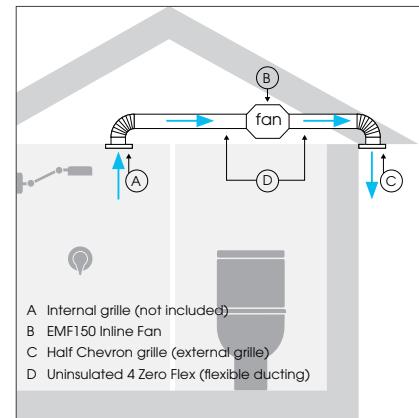
INSTALLATION AND MAINTENANCE

Installation

All components required for installation of the Standard Exhaust Kit are included. The Standard Exhaust Kit fan (EMF150) requires wiring along with duct and external grille installation. Installation by an industry professional (e.g. electrician or builder) or experienced home handyman is recommended. A quick fix mounting bracket for the fan is included. Fix the fan in a suitable location between the inlet location and discharge location ensuring it is accessible for future maintenance. Note that sharp bends in ducting can interfere with system performance, refer to installation instructions for further information.

Internal grilles are sold separately, please also refer to the product sheet and instructions relevant to your selection of grille.

Check product specifications with your tradesperson before ordering.



Maintenance

Periodic inspections and cleaning of the fan are required to prevent dirt, dust or lint accumulating on fan impeller. Fan must be disconnected from the power supply (unplug fan plug) before removing the motor.

Warranty

2 year warranty from date of purchase. Refer to Expella's website for full warranty terms and conditions.

expella™

EXPELLA PTY LTD

16 Middleton Road,
Cromer NSW Australia 2099

P +61 2 9981 1622

E info@expella.com.au

@ expellaventilation

www.expella.com.au