



**EMF Silent 150**  
 Quiet, powerful exhaust fan with integrated back draft dampers, a 2 speed motor and mounting bracket

**External Weatherproof Louvre**  
 External grille for discharging air, built to withstand the elements

**Insulated R0.6 Poly Flex**  
 Flexible ducting with insulation for quieter operation



Kit contains an EMF Silent 150 inline mixed flow fan that has a double layer of sound absorption for quiet operation



Suitable for bathrooms, laundries, kitchens and sub floor ventilation



Exceeds Building Code requirements (NCC2022)

## QUIET FLOW INLINE EXHAUST KIT

### Silent inline ventilation kit

<b>Quiet Flow Inline Exhaust Kit</b>	1406220
<b>Compatible Expella internal grilles (sold separately):</b>	
Shadowline Diffuser Pro	1SLD1200P
Shadowline Diffuser Round	1SLD260R
Shadowline Diffuser Square	1SLD280SQ
Shadowline Diffuser Squirle	1SLD280SR
Linear Slot Grille	1LSG600B & 1SLG780B
Slimline Ceiling Diffuser Square	1PSD150
Compact Linear Bar Grille	3LBG240B

The Quiet Flow Exhaust Kit by Expella contains all of the components needed to install a quiet, high performance single point inline ventilation system. The kit includes the compact EMF Silent 150 inline fan which offers a near silent and powerful air extraction solution – perfect for ventilating bathrooms, laundries, kitchens and sub floor spaces. Combine this kit with your preferred internal grille from Expella’s designer range to create a complete ventilation system.

## QUIET FLOW INLINE EXHAUST KIT

### Silent inline ventilation kit



#### PRODUCT FEATURES


- Convenient all in one ventilation kit containing everything required to install a single point inline exhaust system, combine this with your choice of internal grille to best suit your space
- Includes high performance EMF Silent 150 inline fan with a 2 speed motor, integrated back draft damper and double layer sound absorption for quiet operation.
- Energy efficient, low wattage fan motor for quieter operation
- Compact fan with a easy mounting bracket, 3 pin plug and 1.5m cord for easy on-site installation
- Removable fan motor for easy servicing and maintenance

#### KIT CONTENTS


- 1x EMF Silent 150 Inline fan with integrated back draft damper
- 1x 6 metre length duct – Insulated R0.6 Poly Flex, 150mm
- 1x Weatherproof Louvre with Box, 200 x 200mm (150mm spigot)
- 1x 4m length Tape, Reinforced Acrylic Foil 75mm
- 4x cable ties

#### INTERNAL GRILLE OPTIONS (sold separately)


Expella's exclusive range of designer grilles and diffusers have been created to blend seamlessly with modern design and architecture, without compromising on functionality or the aesthetic qualities of an interior space. Choose from one of the options below to complete your ventilation system.



Shadowline Diffuser Pro  
1SLD1200P



Shadowline Diffuser Round  
1SLD260R



Shadowline Diffuser Square  
1SLD280SQ




Shadowline Diffuser Squirelle  
1SLD280SR



Linear Slot Grille  
1LSG600B & 1SLG780B



Slimline Ceiling Diffuser Square  
1PSD150



Compact Linear Bar Grille  
3LBG240B

Product fact sheets,  
including detailed  
specifications for  
all internal grille  
options are available  
for download from  
Expella's website

## QUIET FLOW INLINE EXHAUST KIT

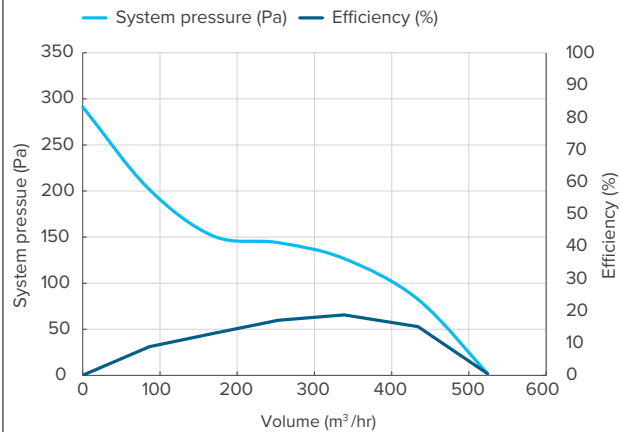
### Silent inline ventilation kit



#### FAN SPECIFICATIONS (EMF Silent 150)

<b>Suitable applications<sup>1</sup></b>	Bathrooms, Laundries, Kitchens, Sub floor systems		
<b>Material</b>	Flame retarding polypropylene		
<b>Duct size</b>	150mm		
<b>Maximum duct length</b>	20m		
<b>Energy consumption</b> (high/low speed)	<b>Volts</b>	<b>Wattage</b>	<b>Amps (maximum)</b>
	240	50 43	0.25 0.20
<b>Air extraction</b> (high/low speed)	<b>Volume (m<sup>3</sup>/hr)</b>		<b>Volume (L/s)<sup>2</sup></b>
	530 410		147 114
<b>System pressure (Pa)</b> (high/low speed)	300		
	240		
<b>Noise (dBA)</b> (high/low speed)	31		
	26		
<b>Protection</b>	IP44		

#### Performance



1. Guidance only based on typical average room volumes

2. National Construction Code (NCC 2022) requires that an exhaust system must have a minimum flow rate of 25L/s for a bathroom or sanitary compartment; and 40L/s for a kitchen or laundry.

#### KIT COMPLIANCE

Expella's Ventilation Kits are all-in-one packages that contain everything you need to set up a ventilation system whilst complying with the following Building Code Requirements (NCC2022) and Australian Standards:

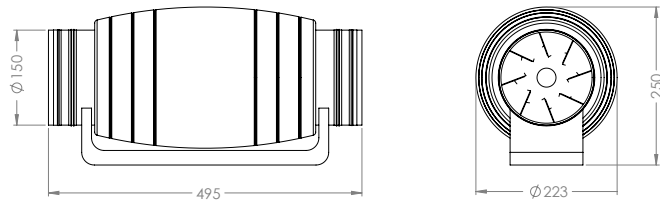
- NCC F6 (Light and Ventilation)
- NCC F8 (Condensation Management)
- NCC J5 (Building Sealing)
- NCC J6 (A/C & Ventilation)
- AS1668.2 (Minimum Air Flows for Bathrooms and Laundries)
- AS4254.1 (Flexible Duct)

## QUIET FLOW INLINE EXHAUST KIT

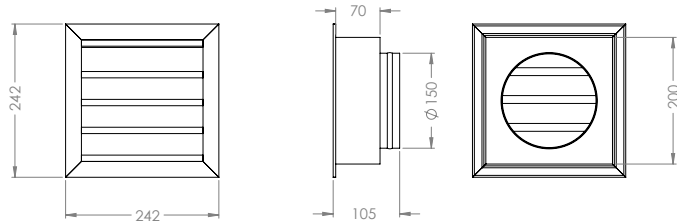
### Silent inline ventilation kit

#### DIMENSIONS (mm)

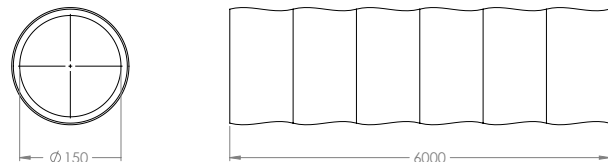
##### EMF Silent 150 inline fan



##### Weatherproof louvre



##### Insulated flexible duct (R0.6)



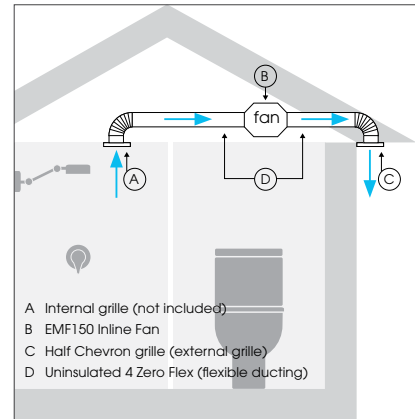
#### INSTALLATION AND MAINTENANCE

##### Installation

All components required for installation of the Quiet Flow Inline Exhaust Kit are included. The Quiet Flow Inline Exhaust Kit fan (EMF Silent 150) requires wiring along with duct and external grille installation. Installation by an industry professional (e.g. electrician or builder) or experienced home handyman is recommended. An integrated quick clip mounting bracket is included. Fix the fan in a suitable location between the inlet location and discharge location ensuring it is accessible for future maintenance. Note that sharp bends in ducting can interfere with system performance, refer to installation instructions for further information.

Internal grilles are sold separately, please also refer to the product sheet and instructions relevant to your selection of grille.

Check product specifications with your tradesperson before ordering.



##### Maintenance

Periodic inspections and cleaning of the fan are required to prevent dirt, dust or lint accumulating on fan impeller. Fan must be disconnected from the power supply (unplug fan plug) before removing the motor.

##### Warranty

2 year warranty from date of purchase. Refer to Expella's website for full warranty terms and conditions.

expella™

#### EXPELLA PTY LTD

16 Middleton Road,  
Cromer NSW Australia 2099

P +61 2 9981 1622

E info@expella.com.au

@ @expellaventilation

www.expella.com.au